

KEDIA ADVISORY

DAILY CURRENCY OUTLOOK

- USDINR
- EURINR
- GBPINR
- JPYINR



Kedia Stocks & Commodities Research Pvt. Ltd.

Research Advisory | White Labelling | Digital Marketing



Domestic Currencies

Currency	Expiry	Open	High	Low	Close	% Change
USDINR	29-Jul-24	83.5725	83.5725	83.5100	83.5450	-0.01
USDINR	28-Aug-24	83.6250	83.6300	83.5800	83.6250	0.00
EURINR	29-Jul-24	90.4700	90.5300	90.4200	90.4675	-0.01
EURINR	28-Aug-24	90.5800	90.5975	90.5750	90.5975	0.02
GBPINR	29-Jul-24	106.9375	106.9725	106.8575	106.9475	-0.03
GBPINR	28-Aug-24	106.5000	106.9450	106.4000	106.9400	0.04
JPYINR	29-Jul-24	52.0000	52.0500	51.9000	52.0225	0.00
JPYINR	28-Aug-24	0.0000	0.0000	0.0000	52.2025	0.00

Open Interest Snapshot

Currency	Expiry	% Change	% Oi Change	Oi Status
USDINR	29-Jul-24	-0.01	0.11	Fresh Selling
USDINR	28-Aug-24	0.00	1.70	Fresh Selling
EURINR	29-Jul-24	-0.01	1.72	Fresh Selling
EURINR	28-Aug-24	0.02	8.68	Fresh Buying
GBPINR	29-Jul-24	-0.03	1.77	Fresh Selling
GBPINR	28-Aug-24	0.04	13.26	Fresh Buying
JPYINR	29-Jul-24	0.00	0.79	Fresh Buying
JPYINR	28-Aug-24	0.00	0.00	Long Liquidation

Global Indices

Index	Last	%Chg
Nifty	24433.20	0.46
Dow Jones	39291.97	-0.13
NASDAQ	18429.29	0.14
CAC	7508.66	-1.56
FTSE 100	8139.81	-0.66
Nikkei	41652.08	0.17

International Currencies

Currency	Last	% Change
EURUSD	1.0815	-0.06
GBPUSD	1.2787	0.00
USDJPY	161.52	0.12
USDCAD	1.3635	0.01
USDAUD	1.4848	0.09
USDCHF	89.79	0.06

Disclaimer: <http://bit.ly/2ziDavw>



Technical Snapshot



SELL USDINR JUL @ 83.6 SL 83.7 TGT 83.5-83.4.

Trading Levels

Expiry	Close	R2	R1	PP	S1	S2
29-Jul-24	83.5450	83.60	83.57	83.54	83.51	83.48
28-Aug-24	83.6250	83.66	83.64	83.61	83.59	83.56

Observations

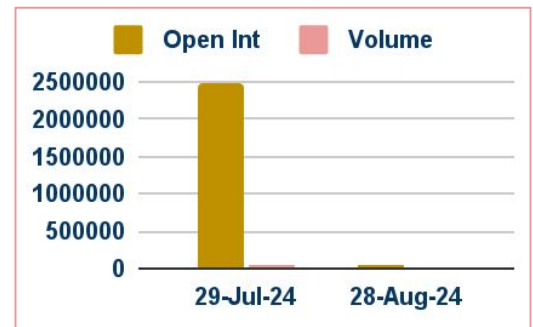
USDINR trading range for the day is 83.48-83.6.

Rupee closed nearly flat, tracking largely subdued price action in its Asian peers.

Dollar-rupee forward premiums ticked up, with the 1-year implied yield touching a one-month peak of 1.66%

India's foreign exchange reserves decreased by \$1.71 billion to reach \$652 billion

OI & Volume



Spread

Currency	Spread
USDINR AUG-JUL	0.0800

Technical Snapshot



SELL EURINR JUL @ 90.5 SL 90.7 TGT 90.3-90.2.

Trading Levels

Expiry	Close	R2	R1	PP	S1	S2
29-Jul-24	90.4675	90.58	90.52	90.47	90.41	90.36
28-Aug-24	90.5975	90.62	90.61	90.59	90.58	90.56

Observations

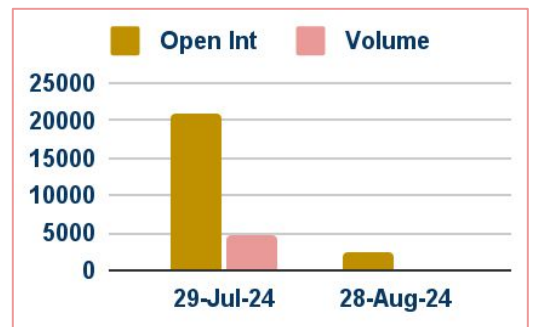
EURINR trading range for the day is 90.36-90.58.

Euro steadied as traders assess the political situation in France and monetary outlook from the ECB.

Investors still expect the ECB to cut interest rates once or twice this year

Annual inflation rate in the Euro Area eased in June to 2.5% but the core rate remained steady at 2.9%

OI & Volume



Spread

Currency	Spread
EURINR AUG-JUL	0.1300

Technical Snapshot



SELL GBPINR JUL @ 107 SL 107.3 TGT 106.7-106.5.

Trading Levels

Expiry	Close	R2	R1	PP	S1	S2
29-Jul-24	106.9475	107.04	107.00	106.93	106.89	106.82
28-Aug-24	106.9400	107.30	107.12	106.76	106.58	106.22

Observations

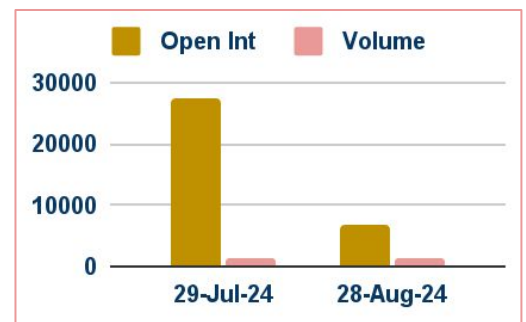
GBPINR trading range for the day is 106.82-107.04.

GBP steadied as investors shift focus to UK monthly GDP and the factory data for May.

The UK economy is estimated to have expanded by 0.2% after remaining unchanged in April.

BOE policymaker Haskel advocated for holding interest rates at their current levels as price pressures in the job market remain firm.

OI & Volume



Spread

Currency	Spread
GBPINR AUG-JUL	-0.0075

Technical Snapshot



SELL JPYINR JUL @ 52.1 SL 52.3 TGT 51.9-51.7.

Trading Levels

Expiry	Close	R2	R1	PP	S1	S2
29-Jul-24	52.0225	52.14	52.08	51.99	51.93	51.84
28-Aug-24	52.2025	17.40	34.80	17.40	34.80	17.40

Observations

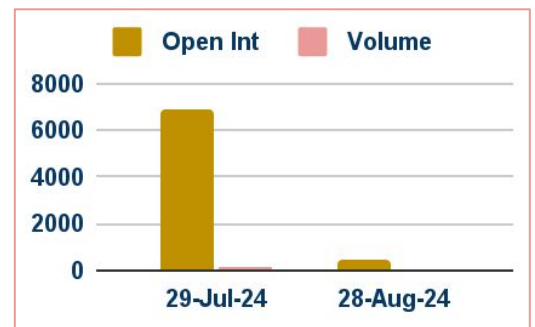
JPYINR trading range for the day is 51.84-52.14.

JPY dropped as investors cautiously awaited Fed Powell's testimony before Congress for clues on the US monetary policy path.

The lack of urgency from the Bank of Japan to normalize monetary settings also weighed on the yen

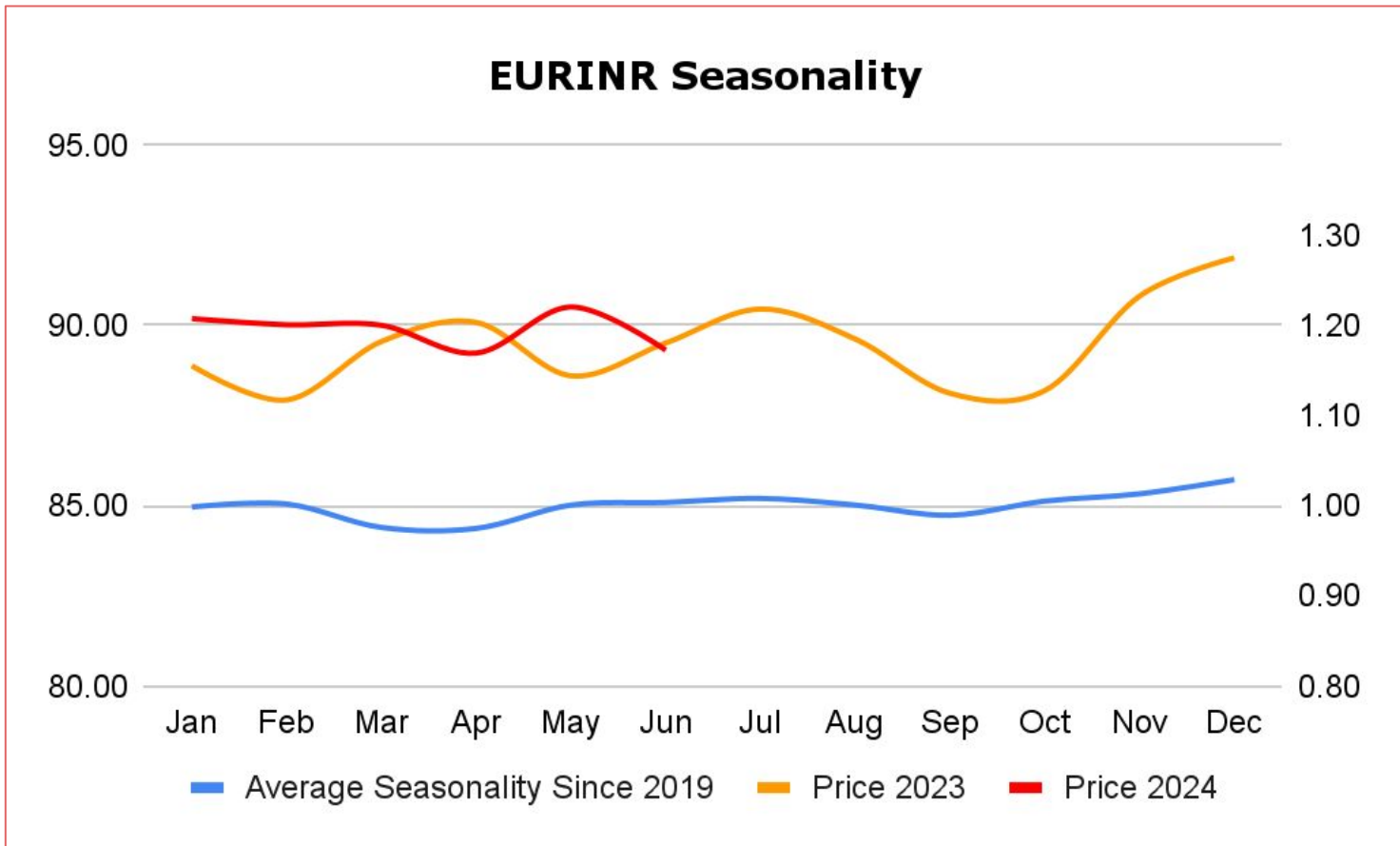
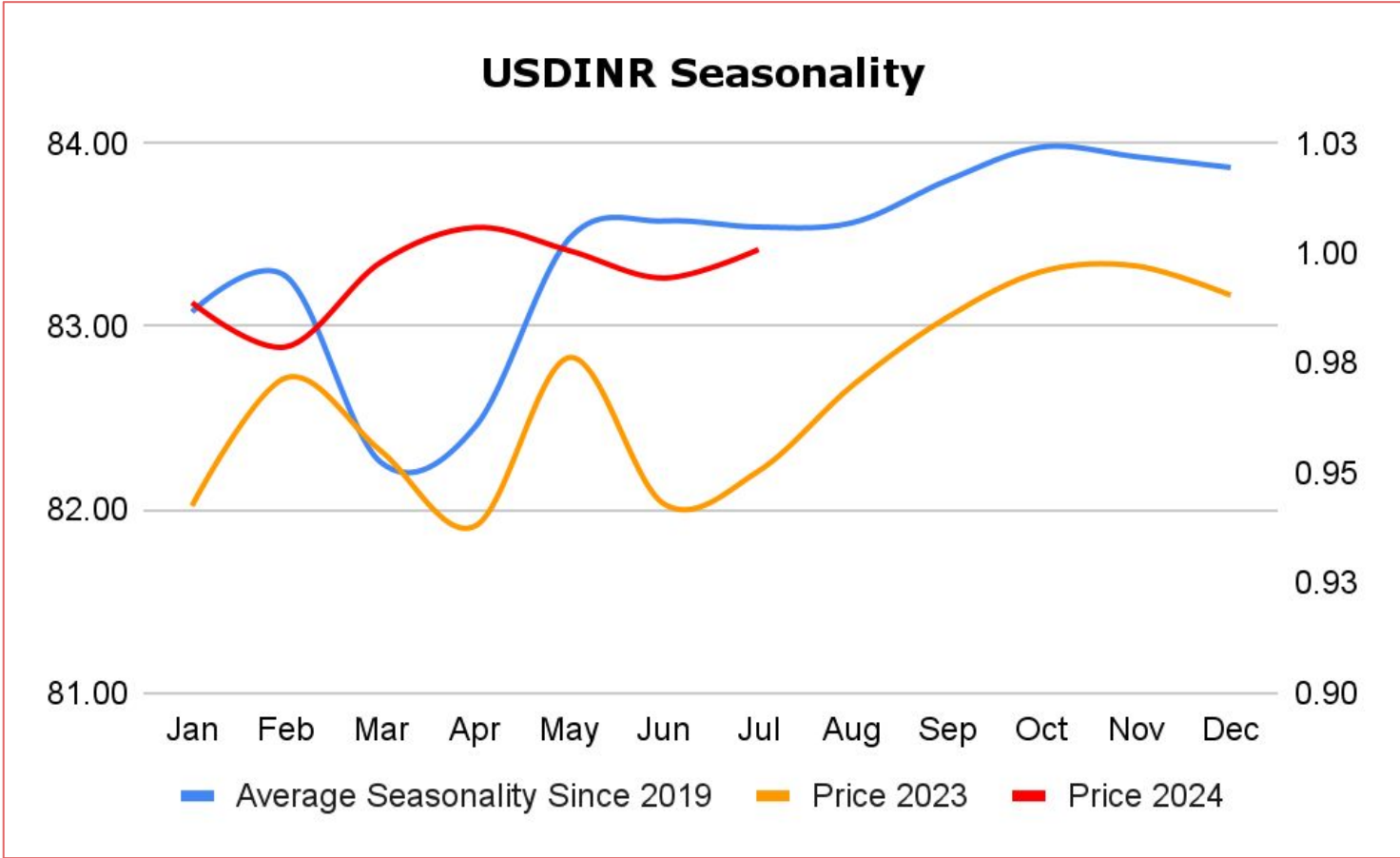
The gauge for Japan's service sector increased to 47.0 in June 2024 from May's 1-1/2-year low of 45.7

OI & Volume



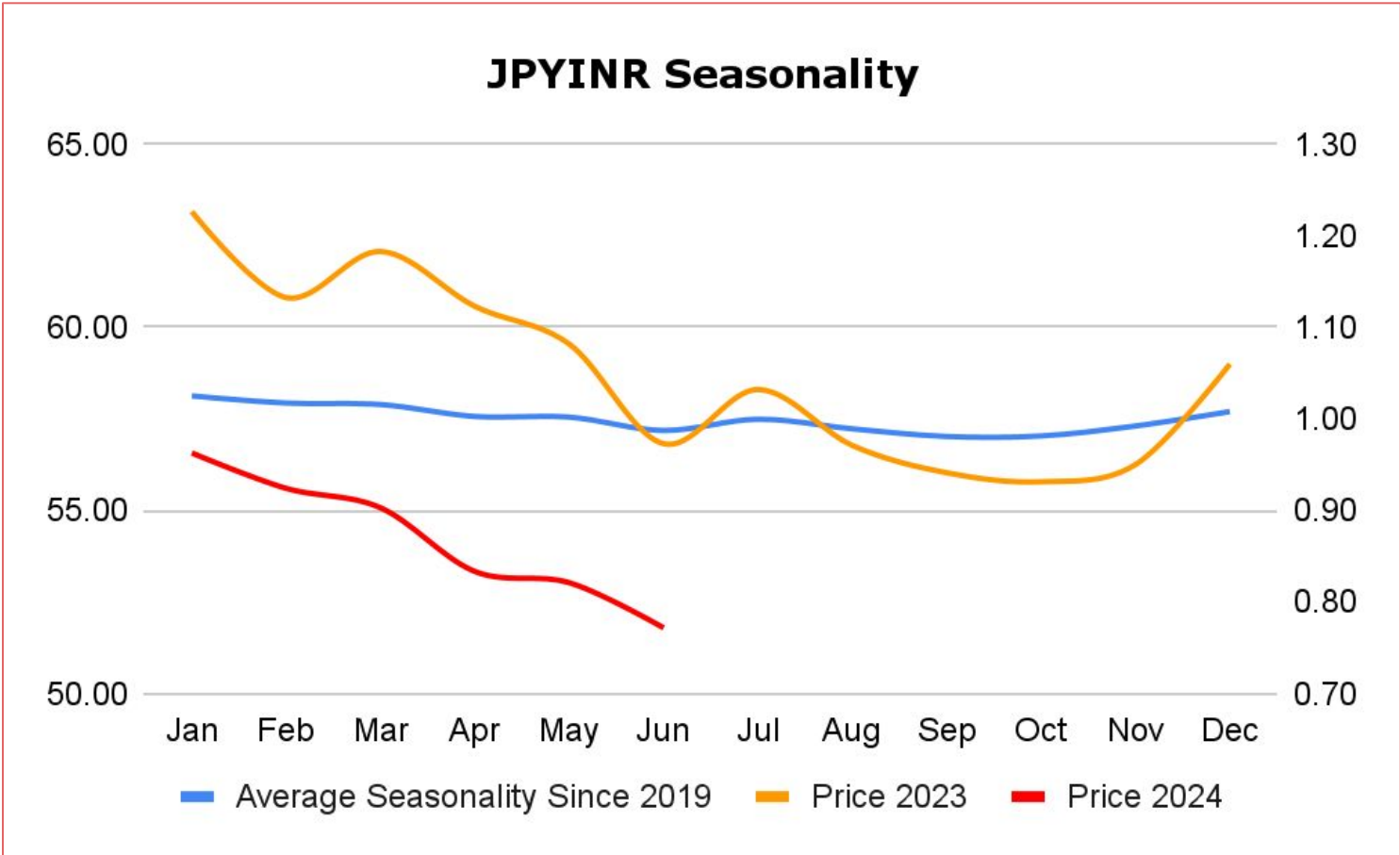
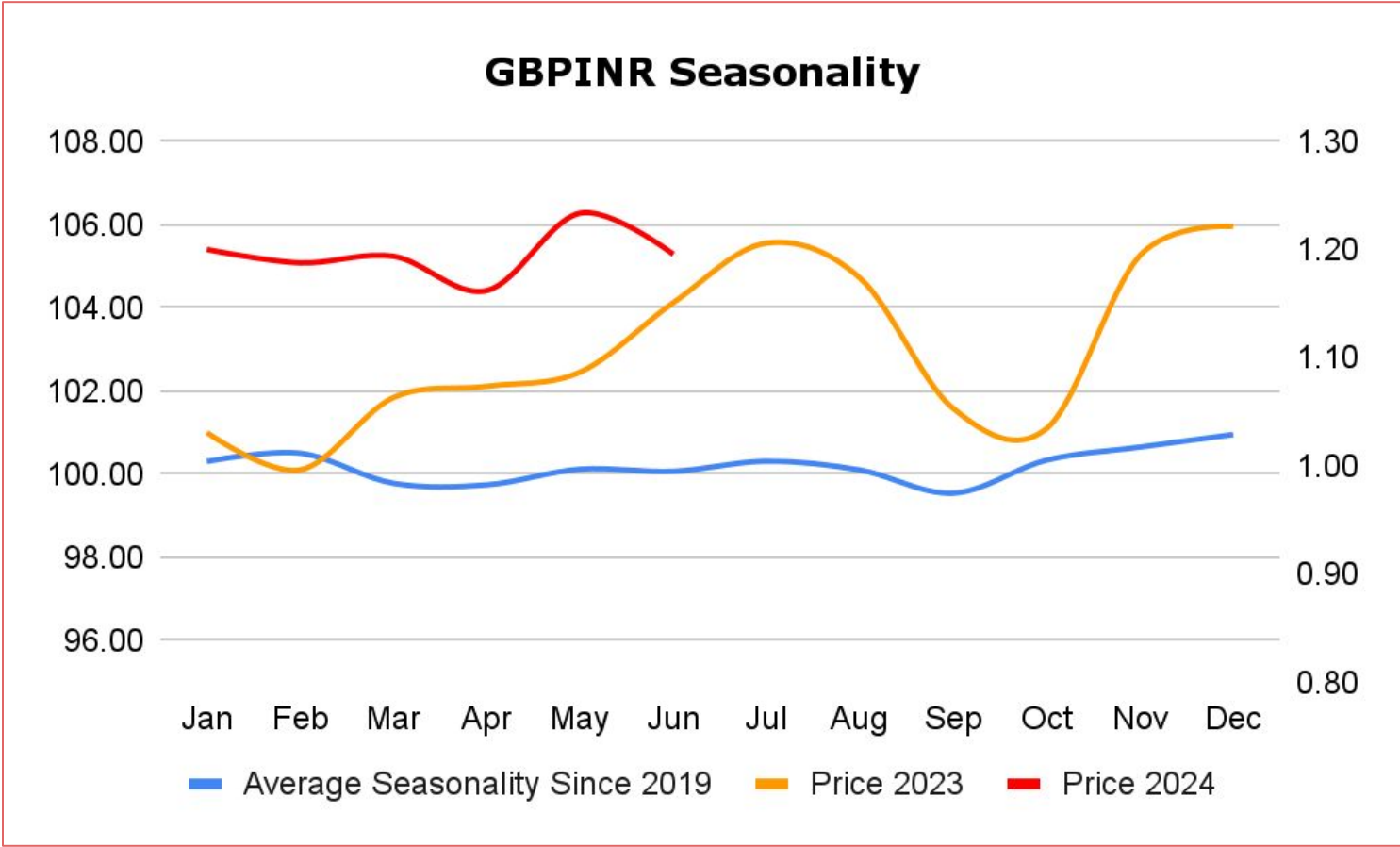
Spread

Currency	Spread
JPYINR AUG-JUL	0.1800



Disclaimer: <http://bit.ly/2ziDavw>





Disclaimer: <http://bit.ly/2ziDavw>



Economic Data

Date	Curr.	Data	Date	Curr.	Data
Jul 8	EUR	German Trade Balance	Jul 11	USD	Core CPI m/m
Jul 8	EUR	Sentix Investor Confidence	Jul 11	USD	CPI m/m
Jul 9	USD	Consumer Credit m/m	Jul 11	USD	CPI y/y
Jul 9	USD	NFIB Small Business Index	Jul 11	USD	Unemployment Claims
Jul 9	USD	FOMC Member Barr Speaks	Jul 11	USD	Natural Gas Storage
Jul 9	USD	Fed Chair Powell Testifies	Jul 11	USD	FOMC Member Bostic Speaks
Jul 9	USD	Treasury Sec Yellen Speaks	Jul 11	USD	FOMC Member Musalem Speaks
Jul 9	USD	FOMC Member Bowman Speaks	Jul 11	USD	30-y Bond Auction
Jul 10	EUR	German Buba Nagel Speaks	Jul 11	USD	Federal Budget Balance
Jul 10	EUR	Italian Industrial Production m/m	Jul 12	EUR	German WPI m/m
Jul 10	EUR	German Buba Nagel Speaks	Jul 12	EUR	French Final CPI m/m
Jul 10	USD	Fed Chair Powell Testifies	Jul 12	USD	Core PPI m/m
Jul 10	USD	Final Wholesale Inventories m/m	Jul 12	USD	PPI m/m
Jul 10	USD	Crude Oil Inventories	Jul 12	USD	Prelim UoM Consumer Sentiment
Jul 11	EUR	German Final CPI m/m	Jul 12	USD	Prelim UoM Inflation Expectations

News

Euro zone inflation eased last month but a crucial services component remained stubbornly high, likely fuelling concern among some European Central Bank policymakers that domestic price pressures could stay at elevated levels. Consumer inflation in the 20 nations sharing the euro currency slowed to 2.5% in June from 2.6% a month earlier, in line with expectations, as a rise in energy and unprocessed food costs moderated. While the ECB has long predicted that inflation will hover on either side of this level for the rest of the year, economists are scrutinizing underlying price trends to gauge whether the ECB can indeed bring inflation down to its 2% target next year. This closely watched core inflation figure held steady at 2.9%, coming above expectations for 2.8%, mostly on a continued 4.1% rise in services prices. The figures are unlikely to provide the ECB much clarity on where prices are heading and ECB President Christine Lagarde already said that more time is needed to be certain, so there should be no hurry to ease policy further. While the price of goods has been muted for much of this year and energy inflation has also dropped, services have proven sticky, a phenomenon that has divided ECB policymakers. Some argue that services developments merely follow other components with a delay and a moderation is in the pipeline, also to be helped by an economic rebound that should improve competitiveness.

U.S. manufacturing contracted for a third straight month in June and a measure of prices paid by factories for inputs dropped to a six-month low amid weak demand for goods, indicating that inflation could continue to subside. The Institute for Supply Management (ISM) said that its manufacturing PMI slipped to 48.5 last month from 48.7 in May. Government data last week showed manufacturing contracted at a 4.3% annualized rate in the first quarter, with most of the decline coming from long-lasting manufactured goods. The Federal Reserve has maintained its benchmark overnight interest rate in the current 5.25%-5.50% range since last July. Financial markets expect the U.S. central bank to start its easing cycle in September, though policymakers recently adopted a more hawkish outlook. The Fed has hiked its policy rate by 525 basis points since 2022 to quell inflation. The ISM survey's forward-looking new orders sub-index rose to a still-subdued 49.3 reading from 45.4 in May. Output at factories decreased for the first time since February. The production sub-index fell to 48.5 from 50.2 in May. Declining goods prices accounted for much of the unchanged reading in monthly inflation in May. The decrease in input prices last month bodes well for the continued disinflationary trend in the broader economy.

Disclaimer: <http://bit.ly/2ziDavw>



This Report is prepared and distributed by Kedia Stocks & Commodities Research Pvt Ltd. Our SEBI REGISTRATION NUMBER - INH000006156. for information purposes only. The recommendations, if any, made herein are expressions of views and/or opinions and should not be deemed or construed to be neither advice for the purpose of purchase or sale through KSCRPL nor any solicitation or offering of any investment /trading opportunity. These information/opinions/ views are not meant to serve as a professional investment guide for the readers. No action is solicited based upon the information provided herein. Recipients of this Report should rely on information/data arising out of their own investigations. Readers are advised to seek independent professional advice and arrive at an informed trading/investment decision before executing any trades or making any investments. This Report has been prepared on the basis of publicly available information, internally developed data and other sources believed by KSCRPL to be reliable. KSCRPL or its directors, employees, affiliates or representatives do not assume any responsibility for or warrant the accuracy, completeness, adequacy and reliability of such information/opinions/ views. While due care has been taken to ensure that the disclosures and opinions given are fair and reasonable, none of the directors, employees, affiliates or representatives of KSCRPL shall be liable for any direct, indirect, special, incidental, consequential, punitive or exemplary damages, including lost profits arising in any way whatsoever from the information/opinions/views contained in this Report. The possession, circulation and/or distribution of this Report may be restricted or regulated in certain jurisdictions by appropriate laws. No action has been or will be taken by KSCRPL in any jurisdiction (other than India), where any action for such purpose (s) is required. Accordingly, this Report shall not be possessed, circulated and/ or distributed in any such country or jurisdiction unless such action is in compliance with all applicable laws and regulations of such country or jurisdiction. KSCRPL requires such a recipient to inform himself about and to observe any restrictions at his own expense, without any liability to KSCRPL. Any dispute arising out of this Report shall be subject to the exclusive jurisdiction of the Courts in India.

KEDIA ADVISORY**KEDIA STOCKS & COMMODITIES RESEARCH PVT LTD****Mumbai, India****SEBI REGISTRATION NUMBER - INH000006156****For more details, please contact: +91 93234 06035 / 96195 51022****Email: info@kediaadvisory.com****Regd.Off.: 1, 2, 3 & 4, 1st Floor, Tulip Bldg, Flower Valley Complex, Khadakpada Circle,
Kalyan-(W), Mumbai-421301**